

2021 Point-in-Time Data

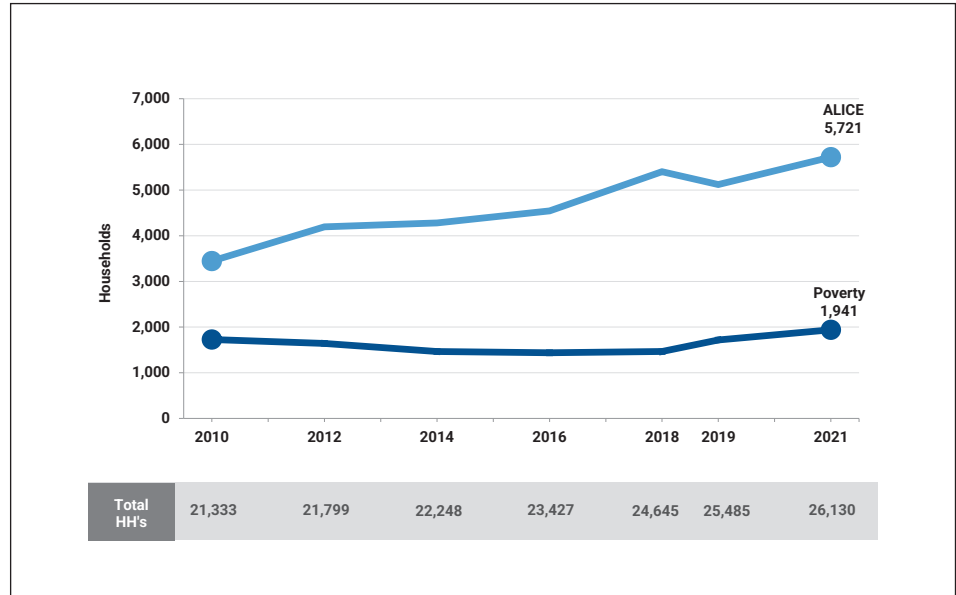
Population: 73,052 • **Number of Households:** 26,130 (3% change from 2019)
Median Household Income: \$98,867 (state average: \$62,743)
Labor Force Participation Rate: 70% (state average: 63.4%)
ALICE Households: 22% (state average: 27%) • **Households in Poverty:** 7% (state average: 12%)

Financial Hardship Changes Over Time

ALICE is an acronym for **A**sset Limited, **I**ncome **C**onstrained, **E**mloyed – households that earn more than the Federal Poverty Level, but less than the basic cost of living for the county (the ALICE Threshold). Households below the ALICE Threshold – ALICE households plus those in poverty – can't afford the essentials.

As circumstances change, households may find themselves below or above the ALICE Threshold at different times. While the COVID-19 pandemic brought employment shifts, health struggles, and school/business closures in 2021, it also spurred unprecedented public assistance through pandemic relief measures. In 2019, 6,838 households in Boone County were below the ALICE Threshold; in 2021 this number changed to 7,662, (a 12% change).

Households by Income, Boone County, 2010–2021



Note: See an interactive version of this data at UnitedForALICE.org/Indiana

Sources: ALICE Threshold, 2010–2021; American Community Survey, 2010–2021

The Cost of Basics Outpaces Wages

The Household Survival Budget reflects the minimum cost to live and work in the modern economy and includes housing, child care, food, transportation, health care, a smartphone plan, and taxes. It does not include savings for emergencies or future goals like college or retirement. The Household Survival Budget is calculated at the county level and varies by household composition, as costs can vary greatly depending on location and household needs.

In 2021, household costs in Boone County were well above the Federal Poverty Level of \$12,880 for a single adult and \$26,500 for a family of four.

To see costs for different household compositions in Boone County, visit UnitedForALICE.org/Household-Budgets/Indiana

Household Survival Budget, Boone County, 2021

	SINGLE ADULT	2 ADULTS, 1 INFANT, 1 PRESCHOOLER
Monthly Costs and Credits		
Housing – Rent	\$703	\$904
Housing – Utilities	\$154	\$292
Child Care	–	\$1,341
Food	\$419	\$1,143
Transportation	\$331	\$808
Health Care	\$229	\$793
Technology	\$75	\$110
Miscellaneous	\$191	\$539
Tax Payments	\$372	\$1,165
Tax Credits	\$0	-\$1,267
Monthly Total	\$2,474	\$5,828
ANNUAL TOTAL	\$29,688	\$69,936
Hourly Wage*	\$14.84	\$34.97

*Wage working full-time required to support this budget

For ALICE Survival Budget sources, visit UnitedForALICE.org/Methodology

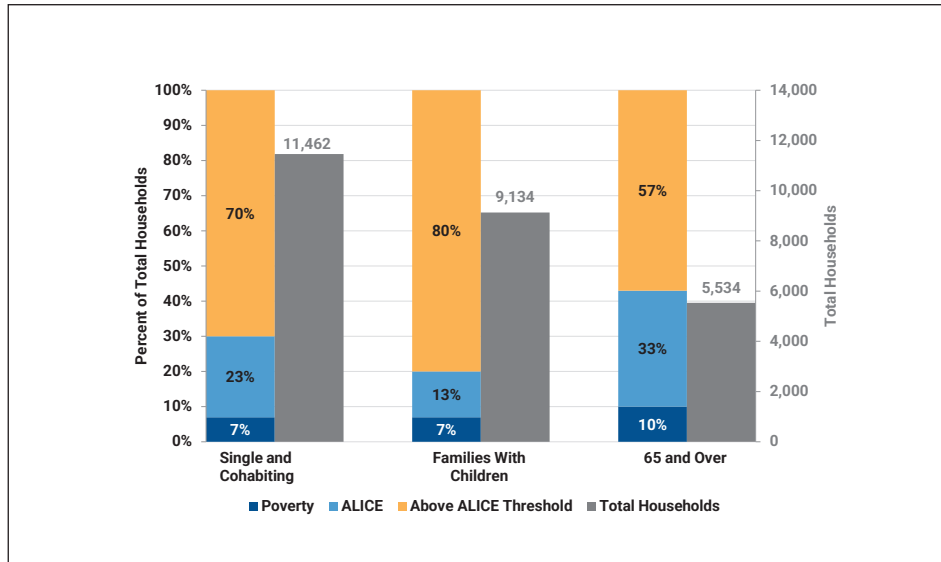
Financial Hardship is Not Evenly Distributed

Groups with the largest number of households below the ALICE Threshold tend to also be the largest demographic groups. However, when looking at the percentage of each group that is below the ALICE Threshold, some groups are more likely to be ALICE than others.

By addressing the disparities in financial hardship by county demographics, community members can move toward more equitable solutions.

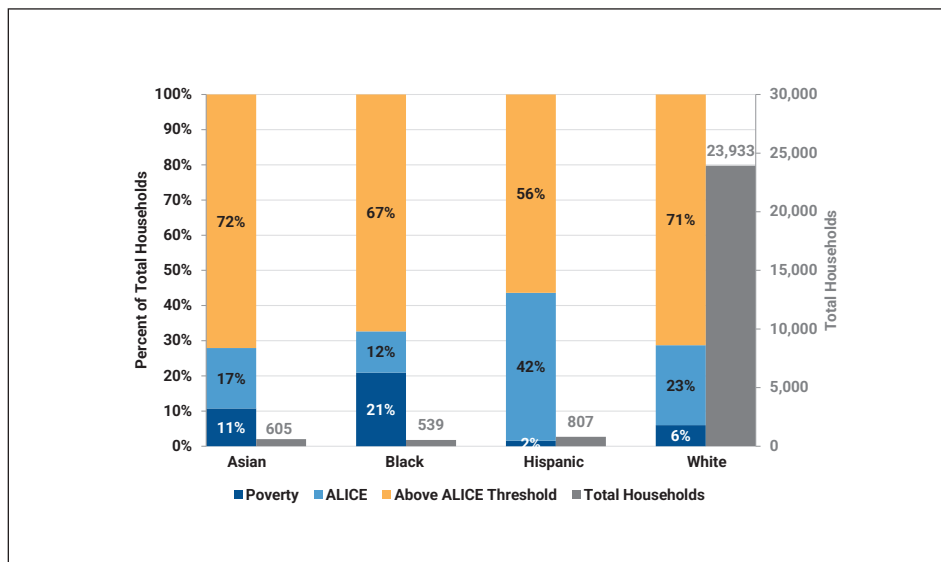
Visit UnitedForALICE.org/Indiana to view more national, state, and county data.

Household Financial Status by Household Type, Boone County, 2021



Source: ALICE Threshold, 2021; American Community Survey, 2021

Household Financial Status by Race/Ethnicity, Boone County, 2021



Note: All racial categories are for one race alone. Race and ethnicity are overlapping categories; the Asian and Black groups may include Hispanic households. The White group includes only White, non-Hispanic households. The Hispanic group may include households of any race.

Source: ALICE Threshold, 2021; American Community Survey, 2021

Boone County, 2021		
Town	Total Households	% ALICE & Poverty
Center township	7,761	46%
Clinton township	383	14%
Harrison township	319	48%
Jackson township	1,041	39%
Jefferson township	465	17%
Marion township	412	42%
Perry township	413	75%
Sugar Creek township	875	33%
Washington township	535	55%
Whitestown town	1,705	12%
Worth township	1,386	20%
Zionsville town	10,835	17%

Note: Municipal-level data on this page is 5-year averages for Census County Subdivisions. Totals will not match county-level numbers because data is not available for the smallest County Subdivisions, and county-level data is often 1-year estimates.